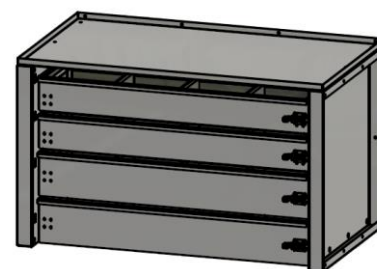
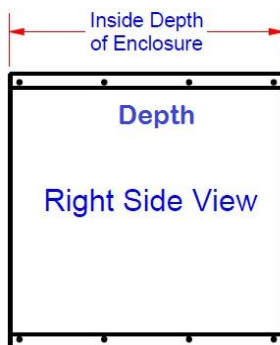
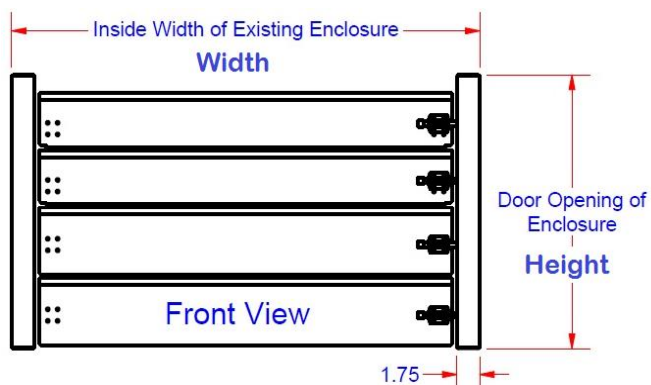
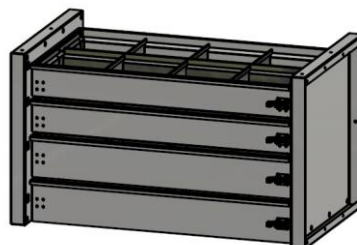


DIK – Drawer Insert Kits – Aluminum & Steel

Drawer Insert Kits are heavy duty and offer easy access to your tools and equipment. Kits are mounted designed to be mounted inside an existing box or enclosure. These kits are perfect for storing your equipment, tools and personal gear. Drawer Insert Kits are available in different sizes, and can be ordered custom size. All AMERICAN TRUCKBOXES Kits are designed and built to keep your equipment safe and secure.

Description

- An engineered aluminum or steel powder coated construction
- Welded on all drawer seams and corners
- Heavy duty commercial slides
- Removable dividers
- Rubber matt in drawer bottom
- Available in custom size to fit most any enclosure
- Available in customer size drawers
- Optional top shelf available-Add S to part number after 4
- Mounting kit not included



Shown with Optional Top Shelf

Drawer Spacing Measurements:

Top spacing is 1" (and varies to variation of drawer sizes) between drawer and bottom spacing is 1/4". These measurements are a design standard and can or may vary.

Note: * Kits are available in black and white, add "b" for black and "w" for white after part number.

Model Number	Material	Height (in.)	Depth (in.)	Width (in.)	Drawers Count	Drawer Height (in.)	Weight (lb.)
ADIK4-141524-3D-S	.090/.125 Smooth	14-3/8	15	23-7/8	3	D1=3", D2=4" & D3=5"	84
ADIK4-141536-3D-S	.090/.125 Smooth	14-3/8	15	35-7/8	3	D1=3", D2=4" & D3=5"	120
ADIK4-162136-4D-S	.090/.125 Smooth	16-3/8	21	35-7/8	4	D1-D2=3" & D3-D4=4"	176
ADIK4-202136-5D-S	.090/.125 Smooth	20-3/8	21	35-7/8	5	D1-D3=4" & D4-D5=5"	212
ADIK4-203336-5D-S	.090/.125 Smooth	20-3/8	33	35-7/8	5	D1-D3=4" & D4-D5=5"	330
SDIK4-141524-3D-*	14 Gauge Steel	14-3/8	15	23-7/8	3	D1=3", D2=4" & D3=5"	134
SDIK4-141536-3D-*	14 Gauge Steel	14-3/8	15	35-7/8	3	D1=3", D2=4" & D3=5"	200
SDIK4-162136-4D-*	14 Gauge Steel	16-3/8	21	35-7/8	4	D1-D2=3" & D3-D4=4"	270
SDIK4-202136-5D-*	14 Gauge Steel	20-3/8	21	35-7/8	5	D1-D3=4" & D4-D5=5"	335
SDIK4-203336-5D-*	14 Gauge Steel	20-3/8	33	35-7/8	5	D1-D3=4" & D4-D5=5"	520