

**OT Series = Open Top Trays - Aluminum or Steel.**


Open top trays are heavy duty and mounted on top of aluminum or steel boxes to store and haul shovels, spades, pipe or other tools. Trays have Tri-Rect drain holes and can be ordered in any size to fit any box. All ATB trays are designed and built to keep your equipment organized.

**Description**



• 10 gauge aluminum construction

• 14 gauge steel construction with Powder Coat Finish

No.	Part Number	Application	Material	Floor	Load Rating
1.	A-OT51-S	Top Bolt-on or Weld-On	1/8" Aluminum (10 Gauge)	Solid	N/A
2.	A-OT51-F	Top Bolt-on or Weld-On	1/8" Aluminum (10 Gauge)	None/False	N/A
3.	S-OT41-S	Top Bolt-on or Weld-On	14 Gauge Steel	Solid	N/A



Solid Floor



False Floor

**LV Series = Louvers – Steel or Stainless Steel**

LV series louvers are heavy duty and offer a great way for airflow or vent your box. Louvers can be ordered in most any size to fit most openings. All AMERICAN TRUCKBOXES louvers are designed and come with a quality design.

**Description**

• 16 gauge steel powder coated or stainless steel construction

• Bolt-on or weld-on (3/16" Mounting Holes)

No.	Part Number	Height	Depth	Width	Weight
1.	S-LV3-1212-G	12	1.25	12	4.5
2.	S-LV3-2424-G	24	1.25	24	13.6
3.	S-LV3-2430-G	24	1.25	30	16.5
4.	S-LV3-3024-G	30	1.25	24	16.5
5.	S-LV3-3636-G	36	1.25	36	27.8

Note: Add a S to the beginning of the part number for Stainless Steel

